

ACP Series

American Compact Floodlight

70-400W HPS; 150-400W MH

PRODUCT OVERVIEW

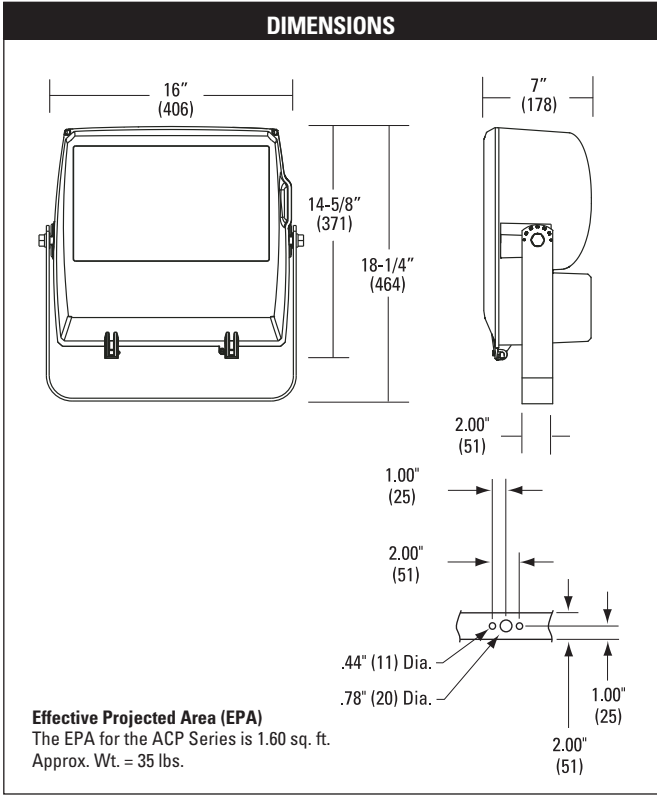


Features:

- NEMA beam patterns available in a variety of options
- Rugged die-cast aluminum housing is powder-coated for durability and corrosion resistance
- Stainless steel external hardware standard
- Door is hinged and easily removable for quick maintenance
- Fully pivoting painted wraparound yoke is standard, tenon and galvanized yoke mounting options are available for precise aiming
- UL listing is standard @ 40°C ambient
- For easy maintenance, tool-less entry is available
- Standardized hardware for single-tool internal maintenance
- Suitable for -40°C to 40°C HPS / -30°C to 40°C MH
- Lens is thermal shock and impact resistant tempered flat glass
- Approved for use in 1.5 G vibration applications
- All electrical components warranted by American Electric Lighting's 6-year guarantee

Applications:

- Auto dealerships
- Schools
- Construction sites
- Recreational areas
- Churches
- Industrial sites
- Shopping centers
- Parking lots
- Substations
- Building facades



- #### PREFERRED SELECTION CATALOG NUMBERS
- ACP 15S RN 120 76 EC NL TL
 - ACP 23S CA MT1 76 EC 0643 TL NL
 - ACP 40M SC MT7 76 TM TL
 - ACP 40M SC MT1 76 LC 0443 TL PC
 - ACP 40M SC MT1 76 0443 TL NL
 - ACP 40S CA MT1 76 EC LC 0443 TL PC

ACP Series

American Compact Floodlight

70-400W HPS; 150-400W MH

ORDERING INFORMATION

Example: ACP 40M SC MT1 76 0443 LC TL PC

Series	Wattage / Source		Ballast	Voltage	NEMA Beam Pattern
ACP American Compact Flood	07 70W	S HPS	RN Reactor Normal Power Factor	120 120V	55 5H x 5V
	10 100W	M MH ²	RH Reactor High Power Factor	208 208V	66 6H x 6V
	15 150W		XN High Reactance (Lag) Normal Power Factor	240 240V	76 7H x 6V
	17 175W ¹		XH High Reactance (Lag) High Power Factor	277 277V	
	20 200W		CA CWA (Auto Reg) ²	347 347V	
	23 250/400W Wired 250W		CT CWI	480 480V	
	24 250/400W Wired 400W		SC SCWA	MT1 Multi-tap Wired 120V	
	25 250W ¹			MT2 Multi-tap Wired 240V	
	31 310W			MT7 Multi-tap Wired 277V	
	32 320W			TT3 Tri-tap Wired 347V	
	35 350W ¹			5T4 5-tap Wired 480V	
	40 400W ¹				

^E See ballast matrix for EISA compliant options

Options

Mounting³

(blank)	Wraparound Yoke Mount (standard)
YG	Wraparound Yoke Galvanized
TM	Tenon Slipfitter

Paint⁴

(blank)	Bronze (standard)
BK	Black
DDB	Dark Bronze
GY	Gray
WH	White

Terminal Block

(blank)	Terminal Block Factory Wire
T2	Wired to L1 and L2 Position
T3	3 Wire Operation (L1, N, L2 Position) ⁵

Listing

(blank)	UL Listed (standard)
CS	CSA Certified
XL	No Listing

Photocontrol Receptacle

(blank)	Photocontrol Receptacle (standard)
NR	No PEC Receptacle ⁶

Starter⁷

(blank)	Open Board (standard)
OP	Open Board Plug-in
EC	Encapsulated Plug-in

Lamp

LC	Lamp Included, Clear
LD	Lamp Included, Deluxe

Fusing⁸

SF	Single Fuse (120, 277, 347V)
DF	Double Fuse (208, 220, 240, 480V)

Cord Length^{*}

04	4'	63	16-3
05	5'	44	14-4 ⁹
06	6'	43	14-3
08	8'	23	12-3
10	10'		
12	12'		*Cord length and type should be combined to form one number.
15	15'		
20	20'		
25	25'		Ex: 0423
30	30'		

Misc.

TL	Tool-less Entry
PC	Photocontrol Included per Voltage Specified ⁶
NL	NEMA Label
SH	Shorting Cap ⁶

Notes:

- When ordered with metal halide, these wattages do not comply with California Title 20 regulations.
- CA ballast is not available with 175W - 400W metal halide in the U.S.; must use SC
- Painted to match fixture
- Other colors available, please contact your local American Electric Lighting representative
- Available with 240, 480, MT2, DT2, DT4, 5T2 and 5T4 voltages only; requires cord type 44 when a cord option is selected
- PC and SH not available with NR option
- HPS only
- voids UL and CSA listing; not available in MT, TT, DT voltages
- For 3-wire operation and ground; requires T3 option

ACP Series

American Compact Floodlight

70-400W HPS; 150-400W MH

BALLAST MATRIX

ACP Series

Watts	120	208	240	277	347	480	DT2	MT1	MT2
07S	CA,CT,RH,RN	CA,CT,XH,XN	CA,CT,XH,XN	CA,CT,XH,XN	XH,XN	XH,XN	CA,CT,XH,XN	CA,CT,XH,XN	CA,CT,XH,XN
10S	CA,CT,RH,RN	CA,CT,XH,XN	CA,CT,XH,XN	CA,CT,XH,XN	CT,XH,XN	CA,XH,XN	CA,CT,XH,XN	CA,CT,XH,XN	CA,CT,XH,XN
10M	XH,XN	XH,XN	XH,XN	XH,XN	-	XH,XN	XH,XN	XH,XN	XH,XN
15S	CA,CT,RH,RN	CA,CT,XH,XN	CA,CT,XH,XN	CA,CT,XH,XN	XH,XN	CA	CA,CT,XH,XN	CA,CT,XH,XN	CA,CT,XH,XN
15M	XH,XN	XH,XN	XH,XN	XH,XN	-	XH,XN	XH,XN	XH,XN	XH,XN
E 17M	SC	SC	SC	SC	-	SC	SC	SC	SC
20S	CA,CT,XH,XN	CA,CT	CA,CT,RH,RN	CA,CT	CA	CA,CT	CA,CT,XH,XN	CA,CT,XH,XN	CA,CT,XH,XN
23S	CA	CA	CA	CA	-	-	CA	CA	CA
24S	CA	CA	CA	CA	-	-	CA	CA	CA
25S	CA,CT,XH,XN	CA,CT	CA,CT,RH,RN	CA,CT	CA	CA	CA,XH,XN	CA,XH,XN	CA,XH,XN
E 25M	SC	SC	SC	-	SC	SC	SC	SC	SC
31S	CA	CA	CA	CA	CA	CA	CA	CA	CA
E 32M	SC	SC	SC	SC	SC	SC	SC	SC	SC
E 35M	SC	SC	SC	SC	SC	SC	SC	SC	SC
40S	CA,CT	CA,CT,RH,RN	CA,CT,RH,RN	CA,CT	CA	CA,MR	CA,CT	CA,CT	CA,CT
E 40M	SC	SC	SC	SC	-	SC	SC	SC	SC

ACP Series continued

Watts	MT7	TT3	5T4
07S	CA,CT,XH,XN	-	-
10S	CA,CT,XH,XN	-	-
10M	XH,XN	-	-
15S	CA,CT,XH,XN	XH,XN	-
15M	XH,XN	-	-
E 17M	SC	-	-
20S	CA,CT,XH,XN	-	-
23S	CA	-	-
24S	CA	-	-
25S	CA,XH,XN	CA	CA
E 25M	SC	SC	SC
31S	CA	-	-
E 32M	SC	-	-
E 35M	SC	-	-
40S	CA,CT	CA	CA
E 40M	SC	-	-

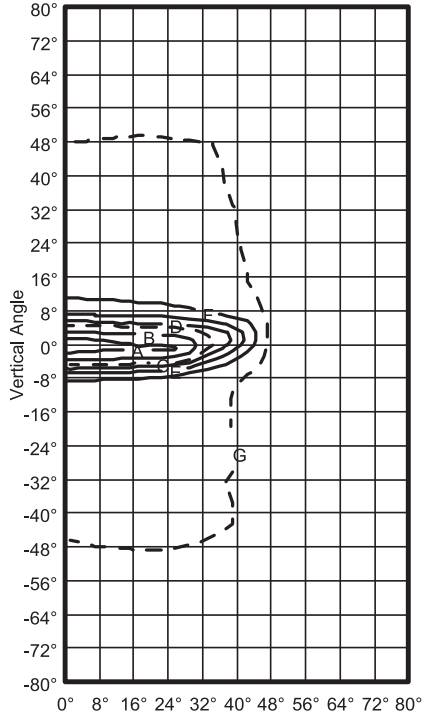
ACP Series

American Compact Floodlight

70-400W HPS; 150-400W MH

PHOTOMETRICS

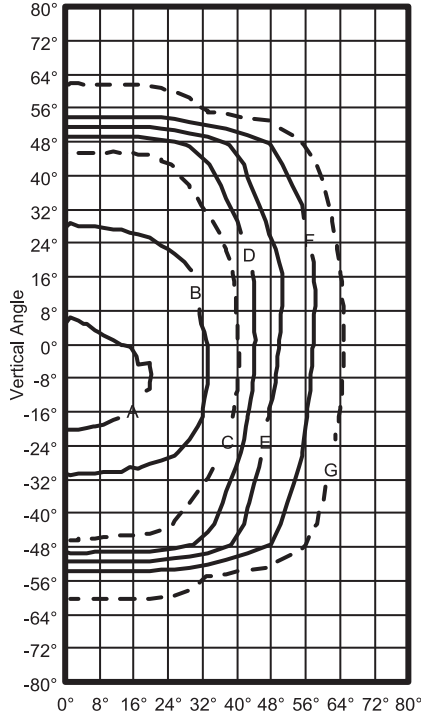
ACP 40M SC 55
Isointensity Plot



Horizontal Angle

- A = 90
- B = 70
- C = 50
- D = 40
- E = 30
- F = 20
- G = 10

ACP 40M SC 66
Isointensity Plot



Horizontal Angle

- A = 90
- B = 70
- C = 50
- D = 40
- E = 30
- F = 20
- G = 10