

# COOPER LIGHTING - LUMARK®

## DESCRIPTION

The Lumark Nighthawk III utilizes a soft-cornered aerodynamic design to provide excellent EPA ratings and an aesthetically pleasing appearance. Dark bronze polyester powder coat finish assures corrosion resistance and long-lasting aesthetics. U.L. listed and CSA certified for wet locations.

The Nighthawk III uses an innovative die-cut optical design which delivers maximum beam control for storage areas, rail yards, loading docks and building perimeters.

Catalog #		Type
Project		
Comments		Date
Prepared by		

## SPECIFICATION FEATURES

### A ... Latches

Formed aluminum flush draw-action latches offer easy access to lamp compartment without tools and maintain integrity of seal when closed.

### B ... Housing

Aerodynamically designed die-cast aluminum housing has low EPA rating.

### C ... Door

Die-cast aluminum with integral cast hinges for removal without tools.

### D ... Lens

Heat- and impact-resistant tempered glass. Lens is mounted flush with door surface to reduce wind drag and prevent dirt or moisture from accumulating.

### E ... Reflector

Computer designed die-cut reflector system delivers superior beam control and efficiency.

### F ... Gasket

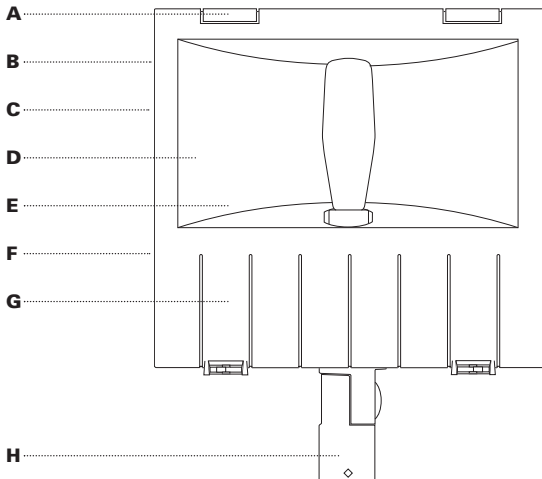
Door gasket is foam-in-place silicone, providing maximum protection of interior components from the elements.

### G ... Ballast

Ballast components are hard mounted to fixture housing for maximum heat dissipation and extended component and lamp life.

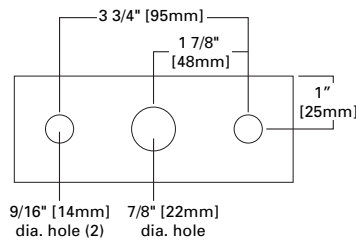
### H ... Mounting

Slipfitter: Die-cast aluminum integral slipfitter mounts on nominal 2 3/8" or 3" O.D. tenons. A degree-marked quadrant is cast in for easy and accurate aiming.  
Yoke: Heavy-duty steel yoke provides flexibility in mounting from a variety of surfaces.  
Trunnion: Die-formed steel trunnion is easily adapted to many areas and allows easy fixture aiming.



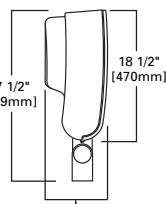
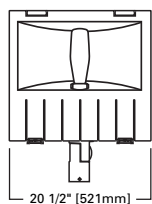
LAMP TYPE	WATTAGES
High Pressure Sodium	150-1000W
Pulse Start Metal Halide	200, 250, 320, 350, 400, 750W
Metal Halide	150-1000W

### DRILLING PATTERN FOR YOKE- AND TRUNNION-MOUNT



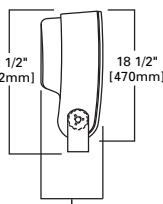
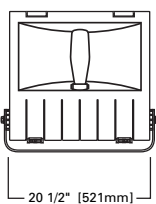
## DIMENSIONS

### SLIPFITTER-MOUNT



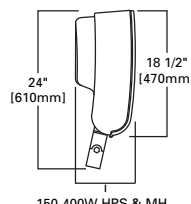
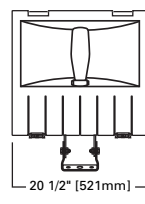
150-400W HPS & MH,  
1000W HPS  
9 1/2" [241mm]  
1000W MH  
10 1/2" [267mm]

### YOKE-MOUNT



150-400W HPS & MH,  
1000W HPS  
9 1/2" [241mm]  
1000W MH  
10 1/2" [267mm]

### TRUNNION-MOUNT



150-400W HPS & MH,  
1000W HPS  
9 1/2" [241mm]  
1000W MH  
10 1/2" [267mm]

## NK NIGHTHAWK III

**150 - 1000W**  
High Pressure Sodium  
Pulse Start Metal Halide  
Metal Halide

SLIPFITTER-, YOKE-,  
TRUNNION- MOUNT  
FLOODLIGHT

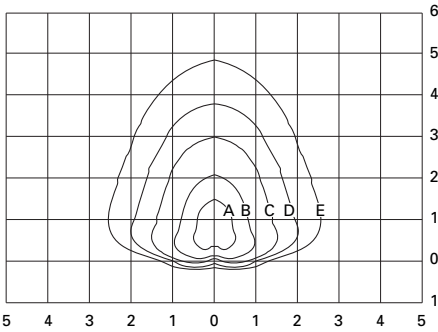
### EPA

Effective Projected Area: 2.7

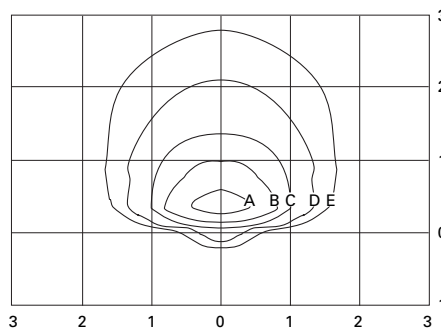
### SHIPPING DATA

Approximate Net Weight:  
59 lbs. (27 kgs.)

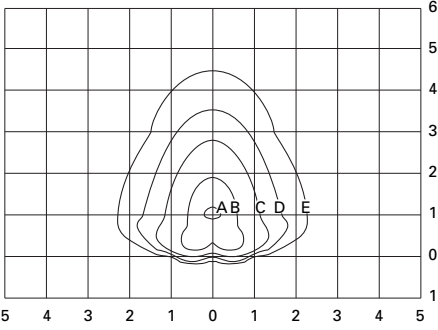




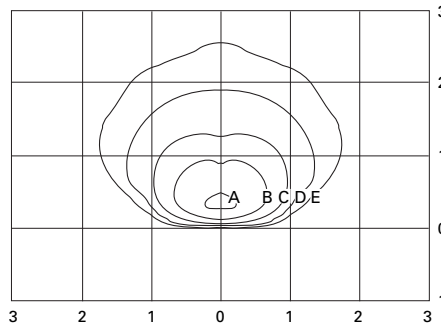
**HPNK-X76-400**  
400-Watt HPS  
50,000-Lumen Clear Lamp



**HPNK-X76-1000**  
1000-Watt HPS  
140,000-Lumen Clear Lamp



**MHNK-X76-400**  
400-Watt MH  
36,000-Lumen Clear Lamp



**MHNK-X76-1000**  
1000-Watt MH  
110,000-Lumen Clear Lamp

**Footcandle Table**

Select mounting height and read across for footcandle values of each isofootcandle line. Distance in units of mounting height.

Mounting Height	Footcandle Values for Isofootcandle Lines				
	A	B	C	D	E
<b>400W</b>					
20'	10.00	5.00	2.00	1.00	0.50
25'	6.40	3.20	1.28	0.64	0.32
30'	4.44	2.22	0.89	0.44	0.22
35'	3.27	1.63	0.65	0.33	0.16
40'	2.50	1.25	0.50	0.25	0.13
<b>1000W</b>					
30'	20.00	10.00	5.00	2.00	1.00
35'	14.69	7.35	3.67	1.47	0.73
40'	11.25	5.63	2.81	1.13	0.56
45'	8.89	4.44	2.22	0.89	0.44
50'	7.20	3.60	1.80	0.72	0.36

**EPA Ratings:**

Fixture Angle	Wind Direction (sq. ft.)	
	Front	Side
45° from Horizontal	2.7	1.2
90° from Horizontal	4.2	1.2
0° from Horizontal	1.1	1.2

**ORDERING INFORMATION**

Sample Number: **HPNK-S76-400-MT-Q**

<p><b>Lamp Type</b>  <b>HP:</b> High Pressure Sodium  <b>MH:</b> Metal Halide  <b>MP:</b> Pulse Start MH (CWA)<sup>1</sup></p>	<p><b>Mounting</b>  <b>S:</b> Slipfitter  <b>T:</b> Trunnion  <b>Y:</b> Yoke</p>	<p><b>Lamp Wattage</b>  <b>150:</b> 150W  <b>175:</b> 175W  <b>200:</b> 200W  <b>250:</b> 250W  <b>320:</b> 320W<sup>2</sup>  <b>400:</b> 400W  <b>750:</b> 750W<sup>3</sup>  <b>1000:</b> 1000W</p>	<p><b>Voltage</b> <sup>4</sup>  <b>120V:</b> 120V  <b>208V:</b> 208V  <b>240V:</b> 240V  <b>277V:</b> 277V  <b>347V:</b> 347V  <b>480V:</b> 480V  <b>MT:</b> Multi-Tap, <sup>5</sup> wired 277V  <b>TT:</b> Triple-Tap, <sup>6</sup> wired 347V</p>	<p><b>Options</b> <sup>7</sup>  <b>F1:</b> Single Fuse (120, 277 or 347V only)  <b>F2:</b> Double Fuse (208, 240 or 480V only)  <b>Q:</b> Quartz Restrike (Hot Strike Only)  <b>EM:</b> Quartz Restrike with "Delay Relay" (Quartz lamp strikes at both hot and cold starts)  <b>LL:</b> Lamp Included<sup>9</sup>  <b>T:</b> Removable Quick-Disconnect<sup>8</sup> Power Tray  <b>PER:</b> NEMA Twistlock Photocontrol Receptacle  <b>PC:</b> Button Type Photocontrol</p>	<p><b>Accessories</b> <sup>10</sup>  <b>TYS-XX:</b> Trunnion or Yoke Slipfitter for 2 3/8", 3" or 3 1/2" O.D. Tenon  <b>VS/NK:</b> Vandal Shield  <b>WG/NK:</b> Wire Guard  <b>VS/NK/1000:</b> Vandal Shield for 1000W Units  <b>OA/RA1016:</b> Photoelectric Control, 105-285 Volt NEMA Type  <b>OA/RA1201:</b> Photoelectric Control, 347 Volt NEMA Type  <b>OA/RA1027:</b> Photoelectric Control, 480 Volt NEMA Type  <b>OA1028:</b> Field Installed NEMA Twistlock Photocontrol Receptacle (Order Photocontrol Separately)  <b>TV/NK-XX:</b> Top or Bottom Visor  <b>SV1/NK-XX:</b> Single Side Visor  <b>SV/NK-XX:</b> Double Side Visor  <b>OA/RA1013:</b> Shorting Cap for NEMA Twistlock Photocontrol Receptacle</p>
--	--	--	---	--	--

**Series**  
NK: Nighthawk III

**Distribution**  
76: 7H x 6V Beam Spread

**Notes:**

- 200, 250, 320, 350, 400 and 750W only.
- Pulse Start Metal Halide only.
- HPS and MP only.
- Products also available in non-US voltages and 50HZ for international markets.
- Multi-Tap ballast 120/208/240/277V wired 277V.
- Triple-Tap ballast 120/277/347V wired 347V.
- Add as suffix in the order shown.
- Not available in 1000W.
- Lamp is shipped separate from luminaire. Lamp is Cooper designated product based on luminaire requirements. Specified lamps must be ordered as a separate line item.
- Order separately, replace XX with color specification.
- Not available with slipfitter-mount.

**STOCK SAMPLE NUMBER (Lamp Included):**

SAMPLE NUMBER: **MHNKS1K**

<b>NK</b>	<b>TYS</b>
<p><b>Lamp Type</b>                  HP=High Pressure Sodium                  MH=Metal Halide</p>	<p><b>Accessories (order separately)</b>                  YYS=Trunnion or Yoke Slipfitter for 2 3/8", 3", or 3 1/2" O.D. Tenon</p>
<p><b>Series</b>                  NK=Nighthawk III<sup>1</sup></p>	
<p><b>Mounting</b>                  S=Slipfitter                  Y=Yoke</p>	
<p><b>Lamp Wattage</b>                  25=250W<sup>2</sup>                  40=400W                  1K=1000W</p>	

NOTES [stock]: 1 Multi-tap ballast, 7Hx6V beam spread, bronze finish, and lamp are standard for stock product.  
 2 250W stock product only available with Metal Halide lamp and slipfitter-mount.